


**Single Assessment Institution-Level Pass Rate Data: Traditional Teacher Preparation Program Within IHE**


	<b>HEOA - Title II 2010 - 2011 Academic Year</b>
	<b>Institution Name</b>
	<b>Institution Code</b>
	<b>State</b>

UNIV MARYLAND BALTIMORE COUNTY  
5835  
Maryland

March 7, 2012

Assessment Information <sup>1</sup>	Group	Number Taking Assessment	Number Passing Assessment	Institutional Pass Rate	Institutional Average Scaled Score	Assessment Cut Score <sup>2</sup>	Statewide			
							Number Taking Assessment	Number Passing Assessment	Statewide Pass Rate	Statewide Average Scaled Score
<b>ART CONTENT KNOWLEDGE (0133)</b>  Test Company: ETS Score Range: 100-200	All enrolled students who have completed all nonclinical courses, 2010-11						7			
	Other enrolled students, 2010-11	3				159	27	26	96%	174
	All program completers, 2010-11	2				159	110	109	99%	176
	All program completers, 2009-10	4				159	96	95	99%	177
	All program completers, 2008-09	3				159	85	85	100%	176
<b>ART CONTENT TRAD CRITIC AESTHETICS (0132)</b>  Test Company: ETS Score Range: 100-200	All enrolled students who have completed all nonclinical courses, 2010-11						7			
	Other enrolled students, 2010-11	3				145	26	26	100%	148
	All program completers, 2010-11	2				145	109	106	97%	151
	All program completers, 2009-10	4				145	95	94	99%	152
	All program completers, 2008-09	3				145	85	85	100%	150
<b>BIOLOGY CONTENT KNOWLEDGE PART 1 (0231)</b>  Test Company: ETS Score Range: 100-200	All enrolled students who have completed all nonclinical courses, 2010-11									
	Other enrolled students, 2010-11									
	All program completers, 2010-11									
	All program completers, 2009-10									
	All program completers, 2008-09						2			
<b>BIOLOGY CONTENT KNOWLEDGE PART 2 (0232)</b>  Test Company: ETS Score Range: 100-200	All enrolled students who have completed all nonclinical courses, 2010-11									
	Other enrolled students, 2010-11									
	All program completers, 2010-11									
	All program completers, 2009-10									
	All program completers, 2008-09						2			

**Single Assessment Institution-Level Pass Rate Data: Traditional Teacher Preparation Program Within IHE**


	<b>HEOA - Title II 2010 - 2011 Academic Year</b>
	<b>Institution Name</b>
	<b>Institution Code</b>
	<b>State</b>

UNIV MARYLAND BALTIMORE COUNTY  
5835  
Maryland

March 7, 2012

Assessment Information <sup>1</sup>	Group	Number Taking Assessment	Number Passing Assessment	Institutional Pass Rate	Institutional Average Scaled Score	Assessment Cut Score <sup>2</sup>	Statewide			
							Number Taking Assessment	Number Passing Assessment	Statewide Pass Rate	Statewide Average Scaled Score
<b>BIOLOGY CONTENT KNOWLEDGE (0235)</b>  Test Company: ETS Score Range: 100-200	All enrolled students who have completed all nonclinical courses, 2010-11						5			
	Other enrolled students, 2010-11	7				150	39	39	100%	169
	All program completers, 2010-11	3				150	50	49	98%	171
	All program completers, 2009-10	3				150	48	48	100%	171
	All program completers, 2008-09	3				150	65	64	98%	166
<b>BUSINESS EDUCATION: CONTENT KNOWLEDGE (0101)</b>  Test Company: ETS Score Range: 100-200	All enrolled students who have completed all nonclinical courses, 2010-11						2			
	Other enrolled students, 2010-11									
	All program completers, 2010-11						1			
	All program completers, 2009-10									
<b>BUSINESS EDUCATION (0100)</b>  Test Company: ETS Score Range: 250-990	All enrolled students who have completed all nonclinical courses, 2010-11						1			
	Other enrolled students, 2010-11						1			
	All program completers, 2010-11						10	10	100%	698
	All program completers, 2009-10						17	17	100%	644
	All program completers, 2008-09						7			
<b>CHEMISTRY CONTENT KNOWLEDGE II (0245)</b>  Test Company: ETS Score Range: 100-200	All enrolled students who have completed all nonclinical courses, 2010-11									
	Other enrolled students, 2010-11	3				153	8			
	All program completers, 2010-11	3				153	12	12	100%	171
	All program completers, 2009-10	1				153	11	10	91%	165
	All program completers, 2008-09	1				153	12	12	100%	173

**Single Assessment Institution-Level Pass Rate Data: Traditional Teacher Preparation Program Within IHE**


	<b>HEOA - Title II 2010 - 2011 Academic Year</b>
	<b>Institution Name</b>
	<b>Institution Code</b>
	<b>State</b>

UNIV MARYLAND BALTIMORE COUNTY  
5835  
Maryland

March 7, 2012

Assessment Information <sup>1</sup>	Group	Number Taking Assessment	Number Passing Assessment	Institutional Pass Rate	Institutional Average Scaled Score	Assessment Cut Score <sup>2</sup>	Statewide			
							Number Taking Assessment	Number Passing Assessment	Statewide Pass Rate	Statewide Average Scaled Score
<b>EARLY CHILDHOOD CONTENT KNOWLEDGE (0022)</b>  Test Company: ETS Score Range: 100-200	All enrolled students who have completed all nonclinical courses, 2010-11						36	36	100%	175
	Other enrolled students, 2010-11	7				160	59	58	98%	179
	All program completers, 2010-11	12	12	100%	180	160	309	309	100%	179
	All program completers, 2009-10	17	17	100%	181	160	319	318	100%	180
	All program completers, 2008-09	13	13	100%	182	160	282	282	100%	180
<b>EARTH AND SPACE SCIENCES - CONTENT KNOWLEDGE (0571)</b>  Test Company: ETS Score Range: 100-200	All enrolled students who have completed all nonclinical courses, 2010-11						1			
	Other enrolled students, 2010-11	3				152	8			
	All program completers, 2010-11	2				152	15	15	100%	171
	All program completers, 2009-10						2			
	All program completers, 2008-09						5			
<b>ED OF EXCEPTIONAL STUDENTS: CORE CK (0353)</b>  Test Company: ETS Score Range: 100-200	All enrolled students who have completed all nonclinical courses, 2010-11						2			
	Other enrolled students, 2010-11	1				148	53	53	100%	177
	All program completers, 2010-11						183	183	100%	177
	All program completers, 2009-10						281	281	100%	178
	All program completers, 2008-09						240	239	100%	175
<b>ELEM ED CONTENT AREA EXERCISES (0012)</b>  Test Company: ETS Score Range: 100-200	All enrolled students who have completed all nonclinical courses, 2010-11						71	58	82%	156
	Other enrolled students, 2010-11	8				150	117	105	90%	158
	All program completers, 2010-11	21	21	100%	160	150	1008	999	99%	160
	All program completers, 2009-10	22	22	100%	158	150	929	925	100%	160
	All program completers, 2008-09	28	27	96%	158	150	924	920	100%	161

**Single Assessment Institution-Level Pass Rate Data: Traditional Teacher Preparation Program Within IHE**


	<b>HEOA - Title II 2010 - 2011 Academic Year</b>
	<b>Institution Name</b>
	<b>Institution Code</b>
	<b>State</b>

UNIV MARYLAND BALTIMORE COUNTY  
5835  
Maryland

March 7, 2012

Assessment Information <sup>1</sup>	Group	Number Taking Assessment	Number Passing Assessment	Institutional Pass Rate	Institutional Average Scaled Score	Assessment Cut Score <sup>2</sup>	Statewide			
							Number Taking Assessment	Number Passing Assessment	Statewide Pass Rate	Statewide Average Scaled Score
<b>ELEMENTARY ED CONTENT KNOWLEDGE (0014)</b>  Test Company: ETS Score Range: 100-200	All enrolled students who have completed all nonclinical courses, 2010-11						72	68	94%	161
	Other enrolled students, 2010-11	11	10	91%	176	142	233	225	97%	172
	All program completers, 2010-11	20	20	100%	172	142	1006	1003	100%	169
	All program completers, 2009-10	23	23	100%	176	142	928	927	100%	170
	All program completers, 2008-09	26	26	100%	168	142	931	930	100%	169
<b>ENG LANG LIT COMP CONTENT KNOWLEDGE (0041)</b>  Test Company: ETS Score Range: 100-200	All enrolled students who have completed all nonclinical courses, 2010-11						14	14	100%	184
	Other enrolled students, 2010-11	4				164	78	71	91%	182
	All program completers, 2010-11	12	12	100%	185	164	161	159	99%	183
	All program completers, 2009-10	5				164	124	122	98%	184
	All program completers, 2008-09	9				164	150	149	99%	182
<b>ENG LANG LIT COMP PEDAGOGY (0043)</b>  Test Company: ETS Score Range: 100-200	All enrolled students who have completed all nonclinical courses, 2010-11						13	9	69%	158
	Other enrolled students, 2010-11	2				155	38	25	66%	154
	All program completers, 2010-11	12	12	100%	163	155	163	160	98%	163
	All program completers, 2009-10	5				155	124	119	96%	164
	All program completers, 2008-09	9				155	153	149	97%	164
<b>ENGLISH TO SPEAKERS OF OTHER LANGUAGES II (0361)</b>  Test Company: ETS Score Range: 100-200	All enrolled students who have completed all nonclinical courses, 2010-11						1			
	Other enrolled students, 2010-11	3				149	7			
	All program completers, 2010-11	5				149	38	38	100%	172
	All program completers, 2009-10									
	All program completers, 2008-09									

**Single Assessment Institution-Level Pass Rate Data: Traditional Teacher Preparation Program Within IHE**


	<b>HEOA - Title II 2010 - 2011 Academic Year</b>
	<b>Institution Name</b>
	<b>Institution Code</b>
	<b>State</b>

UNIV MARYLAND BALTIMORE COUNTY  
5835  
Maryland

March 7, 2012

Assessment Information <sup>1</sup>	Group	Number Taking Assessment	Number Passing Assessment	Institutional Pass Rate	Institutional Average Scaled Score	Assessment Cut Score <sup>2</sup>	Statewide				
							Number Taking Assessment	Number Passing Assessment	Statewide Pass Rate	Statewide Average Scaled Score	
<b>ENGLISH TO SPEAKERS OF OTHER LANGUAGES (0360)</b>  Test Company: ETS Score Range: 250-990	All enrolled students who have completed all nonclinical courses, 2010-11										
	Other enrolled students, 2010-11	12	12	100%	716	570	13	13	100%	712	
	All program completers, 2010-11	10	10	100%	736	570	28	28	100%	710	
	All program completers, 2009-10	8				570	45	45	100%	723	
	All program completers, 2008-09	11	11	100%	729	570	45	44	98%	712	
<b>FAMILY AND CONSUMER SCIENCES II (0121)</b>  Test Company: ETS Score Range: 100-200	All enrolled students who have completed all nonclinical courses, 2010-11										
	Other enrolled students, 2010-11						1				
	All program completers, 2010-11										
	All program completers, 2009-10						1				
	All program completers, 2008-09						1				
<b>FAMILY AND CONSUMER SCIENCES (0120)</b>  Test Company: ETS Score Range: 250-990	All enrolled students who have completed all nonclinical courses, 2010-11										
	Other enrolled students, 2010-11										
	All program completers, 2010-11										
	All program completers, 2009-10										
	All program completers, 2008-09						1				
<b>FRENCH CONTENT KNOWLEDGE (0173)</b>  Test Company: ETS Score Range: 100-200	All enrolled students who have completed all nonclinical courses, 2010-11										
	Other enrolled students, 2010-11						1				
	All program completers, 2010-11						2				
	All program completers, 2009-10						4				
	All program completers, 2008-09	1					161	10	10	100%	184

**Single Assessment Institution-Level Pass Rate Data: Traditional Teacher Preparation Program Within IHE**

	<b>HEOA - Title II 2010 - 2011 Academic Year</b>
	<b>Institution Name</b>
	<b>Institution Code</b>
	<b>State</b>

UNIV MARYLAND BALTIMORE COUNTY


5835

Maryland

March 7, 2012

Assessment Information <sup>1</sup>	Group	Number Taking Assessment	Number Passing Assessment	Institutional Pass Rate	Institutional Average Scaled Score	Assessment Cut Score <sup>2</sup>	Statewide			
							Number Taking Assessment	Number Passing Assessment	Statewide Pass Rate	Statewide Average Scaled Score
<b>FRENCH PRODUCTIVE LANGUAGE SKILLS (0171)</b>  Test Company: ETS Score Range: 100-200	All enrolled students who have completed all nonclinical courses, 2010-11									
	Other enrolled students, 2010-11						1			
	All program completers, 2010-11						2			
	All program completers, 2009-10						3			
	All program completers, 2008-09	1				170	10	10	100%	182
<b>FRENCH: WORLD LANGUAGE (5174)</b>  Test Company: ETS Score Range: 100-200	All enrolled students who have completed all nonclinical courses, 2010-11									
	Other enrolled students, 2010-11						2			
	All program completers, 2010-11						2			
	All program completers, 2009-10									
	All program completers, 2008-09									
<b>GERMAN CONTENT KNOWLEDGE (0181)</b>  Test Company: ETS Score Range: 100-200	All enrolled students who have completed all nonclinical courses, 2010-11									
	Other enrolled students, 2010-11						2			
	All program completers, 2010-11									
	All program completers, 2009-10						1			
	All program completers, 2008-09						1			
<b>GERMAN PRODUCTIVE LANGUAGE SKILLS (0182)</b>  Test Company: ETS Score Range: 100-200	All enrolled students who have completed all nonclinical courses, 2010-11									
	Other enrolled students, 2010-11						1			
	All program completers, 2010-11									
	All program completers, 2009-10						1			
	All program completers, 2008-09						1			

**Single Assessment Institution-Level Pass Rate Data: Traditional Teacher Preparation Program Within IHE**

	<b>HEOA - Title II 2010 - 2011 Academic Year</b>
	<b>Institution Name</b>
	<b>Institution Code</b>
	<b>State</b>

UNIV MARYLAND BALTIMORE COUNTY


5835

Maryland

March 7, 2012

Assessment Information <sup>1</sup>	Group	Number Taking Assessment	Number Passing Assessment	Institutional Pass Rate	Institutional Average Scaled Score	Assessment Cut Score <sup>2</sup>	Statewide			
							Number Taking Assessment	Number Passing Assessment	Statewide Pass Rate	Statewide Average Scaled Score
<b>GERMAN: WORLD LANGUAGE (5183)</b>  Test Company: ETS Score Range: 100-200	All enrolled students who have completed all nonclinical courses, 2010-11						1			
	Other enrolled students, 2010-11						1			
	All program completers, 2010-11									
	All program completers, 2009-10									
	All program completers, 2008-09									
<b>HEALTH EDUCATION (0550)</b>  Test Company: ETS Score Range: 250-990	All enrolled students who have completed all nonclinical courses, 2010-11						11	10	91%	685
	Other enrolled students, 2010-11						2			
	All program completers, 2010-11						27	24	89%	709
	All program completers, 2009-10						14	14	100%	736
	All program completers, 2008-09						26	26	100%	703
<b>LATIN (0600)</b>  Test Company: ETS Score Range: 250-990	All enrolled students who have completed all nonclinical courses, 2010-11						2			
	Other enrolled students, 2010-11									
	All program completers, 2010-11						1			
	All program completers, 2009-10	1				610	1			
	All program completers, 2008-09									
<b>LIFE SCIENCE: PEDAGOGY (0234)</b>  Test Company: ETS Score Range: 100-200	All enrolled students who have completed all nonclinical courses, 2010-11						5			
	Other enrolled students, 2010-11	3				144	16	15	94%	153
	All program completers, 2010-11	3				144	51	51	100%	154
	All program completers, 2009-10	3				144	46	46	100%	156
	All program completers, 2008-09	3				144	64	64	100%	154

**Single Assessment Institution-Level Pass Rate Data: Traditional Teacher Preparation Program Within IHE**


	<b>HEOA - Title II 2010 - 2011 Academic Year</b>
	<b>Institution Name</b> UNIV MARYLAND BALTIMORE COUNTY
	<b>Institution Code</b> 5835
	<b>State</b> Maryland

March 7, 2012

Assessment Information <sup>1</sup>	Group	Number Taking Assessment	Number Passing Assessment	Institutional Pass Rate	Institutional Average Scaled Score	Assessment Cut Score <sup>2</sup>	Statewide				
							Number Taking Assessment	Number Passing Assessment	Statewide Pass Rate	Statewide Average Scaled Score	
<b>MATHEMATICS PEDAGOGY (0065)</b>  Test Company: ETS Score Range: 100-200	All enrolled students who have completed all nonclinical courses, 2010-11						2				
	Other enrolled students, 2010-11	6				145	25	20	80%	152	
	All program completers, 2010-11	5				145	77	74	96%	160	
	All program completers, 2009-10	5				145	82	82	100%	163	
	All program completers, 2008-09	1				145	72	71	99%	164	
<b>MATHEMATICS: CONTENT KNOWLEDGE (0061)</b>  Test Company: ETS Score Range: 100-200	All enrolled students who have completed all nonclinical courses, 2010-11						2				
	Other enrolled students, 2010-11	9				141	56	42	75%	153	
	All program completers, 2010-11	5				141	80	78	98%	161	
	All program completers, 2009-10	5				141	82	80	98%	159	
	All program completers, 2008-09	1				141	72	71	99%	162	
<b>MIDDLE SCHOOL ENGLISH LANGUAGE ARTS (0049)</b>  Test Company: ETS Score Range: 100-200	All enrolled students who have completed all nonclinical courses, 2010-11										
	Other enrolled students, 2010-11						1				
	All program completers, 2010-11						3				
	All program completers, 2009-10						1				
	All program completers, 2008-09										
<b>MIDDLE SCHOOL MATHEMATICS (0069)</b>  Test Company: ETS Score Range: 100-200	All enrolled students who have completed all nonclinical courses, 2010-11										
	Other enrolled students, 2010-11	1				152	2				
	All program completers, 2010-11						4				
	All program completers, 2009-10						2				
	All program completers, 2008-09										



**Single Assessment Institution-Level Pass Rate Data: Traditional Teacher Preparation Program Within IHE**


	<b>HEOA - Title II 2010 - 2011 Academic Year</b>
	<b>Institution Name</b>
	<b>Institution Code</b>
	<b>State</b>

UNIV MARYLAND BALTIMORE COUNTY  
5835  
Maryland

March 7, 2012

Assessment Information <sup>1</sup>	Group	Number Taking Assessment	Number Passing Assessment	Institutional Pass Rate	Institutional Average Scaled Score	Assessment Cut Score <sup>2</sup>	Statewide			
							Number Taking Assessment	Number Passing Assessment	Statewide Pass Rate	Statewide Average Scaled Score
<b>MIDDLE SCHOOL SCIENCE (0439)</b>  Test Company: ETS Score Range: 100-200	All enrolled students who have completed all nonclinical courses, 2010-11									
	Other enrolled students, 2010-11	1				145	2			
	All program completers, 2010-11						4			
	All program completers, 2009-10						1			
	All program completers, 2008-09									
<b>MIDDLE SCHOOL SOCIAL STUDIES (0089)</b>  Test Company: ETS Score Range: 100-200	All enrolled students who have completed all nonclinical courses, 2010-11									
	Other enrolled students, 2010-11						1			
	All program completers, 2010-11						3			
	All program completers, 2009-10									
	All program completers, 2008-09						1			
<b>MUSIC ANALYSIS (0112)</b>  Test Company: ETS Score Range: 100-200	All enrolled students who have completed all nonclinical courses, 2010-11						4			
	Other enrolled students, 2010-11	2				147	15	15	100%	174
	All program completers, 2010-11	6				147	70	70	100%	174
	All program completers, 2009-10	8				147	51	50	98%	172
	All program completers, 2008-09	2				147	65	65	100%	175
<b>MUSIC CONTENT KNOWLEDGE (0113)</b>  Test Company: ETS Score Range: 100-200	All enrolled students who have completed all nonclinical courses, 2010-11						4			
	Other enrolled students, 2010-11	2				154	15	15	100%	170
	All program completers, 2010-11	6				154	71	71	100%	171
	All program completers, 2009-10	8				154	51	50	98%	171
	All program completers, 2008-09	2				154	66	66	100%	171

Single Assessment Institution-Level Pass Rate Data: *Traditional Teacher Preparation Program Within IHE*


	<b>HEOA - Title II 2010 - 2011 Academic Year</b>
	<b>Institution Name</b>
	<b>Institution Code</b>
	<b>State</b>

UNIV MARYLAND BALTIMORE COUNTY  
5835  
Maryland

March 7, 2012

Assessment Information <sup>1</sup>	Group	Number Taking Assessment	Number Passing Assessment	Institutional Pass Rate	Institutional Average Scaled Score	Assessment Cut Score <sup>2</sup>	Statewide			
							Number Taking Assessment	Number Passing Assessment	Statewide Pass Rate	Statewide Average Scaled Score
<b>PHYSICAL ED VIDEO EVALUATION (0093)</b>  Test Company: ETS Score Range: 100-200	All enrolled students who have completed all nonclinical courses, 2010-11						11	11	100%	168
	Other enrolled students, 2010-11						15	14	93%	168
	All program completers, 2010-11						94	93	99%	167
	All program completers, 2009-10						86	86	100%	168
	All program completers, 2008-09						84	82	98%	165
<b>PHYSICAL ED: CONTENT KNOWLEDGE (0091)</b>  Test Company: ETS Score Range: 100-200	All enrolled students who have completed all nonclinical courses, 2010-11						11	8	73%	161
	Other enrolled students, 2010-11						16	13	81%	160
	All program completers, 2010-11						94	93	99%	162
	All program completers, 2009-10						87	87	100%	162
	All program completers, 2008-09						84	81	96%	161
<b>PHYSICAL SCIENCE PEDAGOGY (0483)</b>  Test Company: ETS Score Range: 100-200	All enrolled students who have completed all nonclinical courses, 2010-11						1			
	Other enrolled students, 2010-11	3				151	14	11	79%	160
	All program completers, 2010-11	6				151	31	28	90%	164
	All program completers, 2009-10	1				151	19	19	100%	164
	All program completers, 2008-09	1				151	22	22	100%	172
<b>PHYSICS CONTENT KNOWLEDGE II (0265)</b>  Test Company: ETS Score Range: 100-200	All enrolled students who have completed all nonclinical courses, 2010-11									
	Other enrolled students, 2010-11	1				143	10	8	80%	158
	All program completers, 2010-11	1				143	7			
	All program completers, 2009-10						4			
	All program completers, 2008-09						5			

**Single Assessment Institution-Level Pass Rate Data: Traditional Teacher Preparation Program Within IHE**


	<b>HEOA - Title II 2010 - 2011 Academic Year</b>
	<b>Institution Name</b>
	<b>Institution Code</b>
	<b>State</b>

UNIV MARYLAND BALTIMORE COUNTY  
5835  
Maryland

March 7, 2012

Assessment Information <sup>1</sup>	Group	Number Taking Assessment	Number Passing Assessment	Institutional Pass Rate	Institutional Average Scaled Score	Assessment Cut Score <sup>2</sup>	Statewide			
							Number Taking Assessment	Number Passing Assessment	Statewide Pass Rate	Statewide Average Scaled Score
<b>PRAXIS I MATHEMATICS (0730)</b>  Test Company: ETS Score Range: 150-190	All enrolled students who have completed all nonclinical courses, 2010-11						217	207	95%	179
	Other enrolled students, 2010-11	217	183	84%	179	177	2174	1960	90%	180
	All program completers, 2010-11	58	57	98%	181	177	1801	1779	99%	181
	All program completers, 2009-10	59	59	100%	182	177	1767	1751	99%	181
	All program completers, 2008-09	76	75	99%	181	177	1967	1955	99%	181
<b>PRAXIS I READING (0710)</b>  Test Company: ETS Score Range: 150-190	All enrolled students who have completed all nonclinical courses, 2010-11						218	210	96%	179
	Other enrolled students, 2010-11	218	185	85%	180	177	2184	1986	91%	179
	All program completers, 2010-11	58	57	98%	181	177	1800	1783	99%	180
	All program completers, 2009-10	60	60	100%	181	177	1768	1753	99%	180
	All program completers, 2008-09	75	73	97%	181	177	1970	1953	99%	181
<b>PRAXIS I WRITING (0720)</b>  Test Company: ETS Score Range: 150-190	All enrolled students who have completed all nonclinical courses, 2010-11						220	212	96%	176
	Other enrolled students, 2010-11	214	197	92%	177	173	2172	2048	94%	177
	All program completers, 2010-11	58	58	100%	178	173	1796	1787	99%	177
	All program completers, 2009-10	59	59	100%	178	173	1767	1761	100%	178
	All program completers, 2008-09	76	75	99%	178	173	1969	1963	100%	178
<b>PRINCIPLES LEARNING AND TEACHING 7-12 (0524)</b>  Test Company: ETS Score Range: 100-200	All enrolled students who have completed all nonclinical courses, 2010-11						3			
	Other enrolled students, 2010-11	1				162	3			
	All program completers, 2010-11						12	12	100%	174
	All program completers, 2009-10						19	19	100%	172
	All program completers, 2008-09	1				162	9			


**Single Assessment Institution-Level Pass Rate Data: Traditional Teacher Preparation Program Within IHE**

	<b>HEOA - Title II 2010 - 2011 Academic Year</b>
	<b>Institution Name</b> UNIV MARYLAND BALTIMORE COUNTY
	<b>Institution Code</b> 5835
	<b>State</b> Maryland

March 7, 2012

Assessment Information <sup>1</sup>	Group	Number Taking Assessment	Number Passing Assessment	Institutional Pass Rate	Institutional Average Scaled Score	Assessment Cut Score <sup>2</sup>	Statewide			
							Number Taking Assessment	Number Passing Assessment	Statewide Pass Rate	Statewide Average Scaled Score
<b>PRINCIPLES LEARNING AND TEACHING EARLY CHILDHOOD (0521)</b>  Test Company: ETS Score Range: 100-200	All enrolled students who have completed all nonclinical courses, 2010-11						4			
	Other enrolled students, 2010-11	7				169	45	42	93%	189
	All program completers, 2010-11	12	12	100%	184	169	254	249	98%	185
	All program completers, 2009-10	17	17	100%	186	169	260	259	100%	187
	All program completers, 2008-09	13	13	100%	187	169	217	216	100%	186
<b>SE APPLIC OF CORE PRINCIPLES ACROSS (0352)</b>  Test Company: ETS Score Range: 100-200	All enrolled students who have completed all nonclinical courses, 2010-11									
	Other enrolled students, 2010-11	1				147	4			
	All program completers, 2010-11						6			
	All program completers, 2009-10						276	270	98%	154
	All program completers, 2008-09						329	324	98%	155
<b>SE CORE KNOWLEDGE &amp; APPLICATIONS (0354)</b>  Test Company: ETS Score Range: 100-200	All enrolled students who have completed all nonclinical courses, 2010-11						21	21	100%	176
	Other enrolled students, 2010-11						98	98	100%	176
	All program completers, 2010-11						213	213	100%	177
	All program completers, 2009-10						5			
	All program completers, 2008-09									
<b>SE KNOWLEDGE-BASED CORE PRINCIPLES (0351)</b>  Test Company: ETS Score Range: 100-200	All enrolled students who have completed all nonclinical courses, 2010-11									
	Other enrolled students, 2010-11						1			
	All program completers, 2010-11						9			
	All program completers, 2009-10						30	24	80%	163
	All program completers, 2008-09						88	84	95%	168

**Single Assessment Institution-Level Pass Rate Data: Traditional Teacher Preparation Program Within IHE**

	<b>HEOA - Title II 2010 - 2011 Academic Year</b>
	<b>Institution Name</b>
	<b>Institution Code</b>
	<b>State</b>

UNIV MARYLAND BALTIMORE COUNTY


5835

Maryland

March 7, 2012

Assessment Information <sup>1</sup>	Group	Number Taking Assessment	Number Passing Assessment	Institutional Pass Rate	Institutional Average Scaled Score	Assessment Cut Score <sup>2</sup>	Statewide			
							Number Taking Assessment	Number Passing Assessment	Statewide Pass Rate	Statewide Average Scaled Score
<b>SOCIAL STUDIES: CONTENT KNOWLEDGE (0081)</b>  Test Company: ETS Score Range: 100-200	All enrolled students who have completed all nonclinical courses, 2010-11						15	14	93%	170
	Other enrolled students, 2010-11	11	7	64%	162	154	86	78	91%	169
	All program completers, 2010-11	9				154	168	165	98%	171
	All program completers, 2009-10	10	10	100%	171	154	177	176	99%	170
	All program completers, 2008-09	12	12	100%	171	154	158	158	100%	171
<b>SOCIAL STUDIES: PEDAGOGY (0084)</b>  Test Company: ETS Score Range: 100-200	All enrolled students who have completed all nonclinical courses, 2010-11						13	11	85%	175
	Other enrolled students, 2010-11	5				164	38	31	82%	175
	All program completers, 2010-11	9				164	167	165	99%	181
	All program completers, 2009-10	10	10	100%	180	164	181	180	99%	180
	All program completers, 2008-09	12	12	100%	180	164	159	159	100%	180
<b>SPANISH CONTENT KNOWLEDGE (0191)</b>  Test Company: ETS Score Range: 100-200	All enrolled students who have completed all nonclinical courses, 2010-11									
	Other enrolled students, 2010-11	5				162	12	9	75%	180
	All program completers, 2010-11						9			
	All program completers, 2009-10						18	18	100%	181
	All program completers, 2008-09	2				162	21	21	100%	183
<b>SPANISH PRODUCTIVE LANGUAGE SKILLS (0192)</b>  Test Company: ETS Score Range: 100-200	All enrolled students who have completed all nonclinical courses, 2010-11									
	Other enrolled students, 2010-11	4				168	9			
	All program completers, 2010-11						9			
	All program completers, 2009-10						17	17	100%	174
	All program completers, 2008-09	2				168	19	19	100%	175

**Single Assessment Institution-Level Pass Rate Data: Traditional Teacher Preparation Program Within IHE**

	<b>HEOA - Title II 2010 - 2011 Academic Year</b>
	<b>Institution Name</b>
	<b>Institution Code</b>
	<b>State</b>

UNIV MARYLAND BALTIMORE COUNTY


5835

Maryland

March 7, 2012

Assessment Information <sup>1</sup>	Group	Number Taking Assessment	Number Passing Assessment	Institutional Pass Rate	Institutional Average Scaled Score	Assessment Cut Score <sup>2</sup>	Statewide			
							Number Taking Assessment	Number Passing Assessment	Statewide Pass Rate	Statewide Average Scaled Score
<b>SPANISH: WORLD LANGUAGE (5195)</b>  Test Company: ETS Score Range: 100-200	All enrolled students who have completed all nonclinical courses, 2010-11						3			
	Other enrolled students, 2010-11	2				168	6			
	All program completers, 2010-11						13	9	69%	174
	All program completers, 2009-10									
	All program completers, 2008-09									
<b>TECHNOLOGY EDUCATION (0050)</b>  Test Company: ETS Score Range: 250-990	All enrolled students who have completed all nonclinical courses, 2010-11									
	Other enrolled students, 2010-11	1				580	2			
	All program completers, 2010-11						1			
	All program completers, 2009-10						2			
	All program completers, 2008-09	1				580	3			
<b>THEATRE (0640)</b>  Test Company: ETS Score Range: 250-990	All enrolled students who have completed all nonclinical courses, 2010-11									
	Other enrolled students, 2010-11									
	All program completers, 2010-11	1				560	4			
	All program completers, 2009-10	1				560	4			
	All program completers, 2008-09						3			
<b>WORLD LANGUAGE PEDAGOGY (0841)</b>  Test Company: ETS Score Range: 100-200	All enrolled students who have completed all nonclinical courses, 2010-11						1			
	Other enrolled students, 2010-11						2			
	All program completers, 2010-11						10	10	100%	182
	All program completers, 2009-10									
	All program completers, 2008-09									

**Single Assessment Institution-Level Pass Rate Data: Traditional Teacher Preparation Program Within IHE**


	<b>HEOA - Title II 2010 - 2011 Academic Year</b>
	<b>Institution Name</b>
	<b>Institution Code</b>
	<b>State</b>

UNIV MARYLAND BALTIMORE COUNTY  
5835  
Maryland

March 7, 2012

Assessment Information <sup>1</sup>	Group	Number Taking Assessment	Number Passing Assessment	Institutional Pass Rate	Institutional Average Scaled Score	Assessment Cut Score <sup>2</sup>	Statewide			
							Number Taking Assessment	Number Passing Assessment	Statewide Pass Rate	Statewide Average Scaled Score
<b>OPI FRENCH (ACT1006)</b>  Test Company: ACTFL* Score Range: 1-10	All enrolled students who have completed all nonclinical courses, 2010-11									
	Other enrolled students, 2010-11									
	All program completers, 2010-11									
	All program completers, 2009-10						1			
	All program completers, 2008-09									
<b>OPI MANDARIN (ACT1013)</b>  Test Company: ACTFL* Score Range: 1-10	All enrolled students who have completed all nonclinical courses, 2010-11									
	Other enrolled students, 2010-11						4			
	All program completers, 2010-11									
	All program completers, 2009-10									
	All program completers, 2008-09									
<b>OPI SPANISH (ACT1018)</b>  Test Company: ACTFL* Score Range: 1-10	All enrolled students who have completed all nonclinical courses, 2010-11									
	Other enrolled students, 2010-11	2				6	4			
	All program completers, 2010-11						6			
	All program completers, 2009-10						5			
	All program completers, 2008-09									
<b>OPIC SPANISH (ACT3002)</b>  Test Company: ACTFL* Score Range: 1-10	All enrolled students who have completed all nonclinical courses, 2010-11									
	Other enrolled students, 2010-11						1			
	All program completers, 2010-11									
	All program completers, 2009-10									
	All program completers, 2008-09									

**Single Assessment Institution-Level Pass Rate Data: Traditional Teacher Preparation Program Within IHE**

	<b>HEOA - Title II 2010 - 2011 Academic Year</b>
	<b>Institution Name</b>
	<b>Institution Code</b>
	<b>State</b>

UNIV MARYLAND BALTIMORE COUNTY  
5835  
Maryland

March 7, 2012

Assessment Information <sup>1</sup>	Group	Number Taking Assessment	Number Passing Assessment	Institutional Pass Rate	Institutional Average Scaled Score	Assessment Cut Score <sup>2</sup>	Statewide			
							Number Taking Assessment	Number Passing Assessment	Statewide Pass Rate	Statewide Average Scaled Score
<b>WPT CHINESE (ACT2002)</b>  Test Company: ACTFL* Score Range: 1-10	All enrolled students who have completed all nonclinical courses, 2010-11									
	Other enrolled students, 2010-11						3			
	All program completers, 2010-11									
	All program completers, 2009-10									
	All program completers, 2008-09									
<b>WPT SPANISH (ACT2015)</b>  Test Company: ACTFL* Score Range: 1-10	All enrolled students who have completed all nonclinical courses, 2010-11									
	Other enrolled students, 2010-11	3				6	6			
	All program completers, 2010-11	1				6	5			
	All program completers, 2009-10						5			
	All program completers, 2008-09									

<sup>1</sup>Tests with multiple delivery options (computer, paper, etc.) will be noted with the assessment code for the paper format only.

<sup>2</sup>Cut scores may vary for groups depending upon when the cut scores are established by the state and when each group completed their teacher certification or licensure assessment.

\*Questions regarding tests listed by this testing company must be addressed to your state Title II Coordinator.